



TECHNICAL DATA

102 Barton Street, St. Louis MO 63104
 Ph: 800-325-9962 / Fax: 314-865-4107
 www.schaefferoil.com



332 TURBO RED[®] CLEANER CONCENTRATE

Turbo Red[®] Cleaner Concentrate is the latest generation in cleaner technology.

Turbo Red[®] Cleaner Concentrate represents a giant leap in cleaner technology. Designed to replace the use of harsh caustics, Turbo Red[®] Cleaner Concentrate cleans like a harsh caustic without the environmental and safety issues.

Traditional cleaners contain a high percentage of water, which is expensive to ship. Turbo Red[®] Cleaner Concentrate is designed so the end user can create a 55 gallon drum of product—referred to as PREMIX. To blend PREMIX, just add two 5 gallon pails (10 gallons total) of Turbo Red[®] Cleaner Concentrate to 45 gallons of water in a 55 gallon drum.

All directions refer to using PREMIX at given ratios. ***This concentrated product must be diluted as directed prior to use.***

For extreme cleaning, the Turbo Red[®] Cleaner Concentrate is used at the given ratios.

Turbo Red[®] Cleaner Concentrate or the PREMIX should be diluted through a drum or wall mounted proportioner to provide the proper cleaning solution.

Turbo Red[®] Cleaner Concentrate will safely and effectively remove grease deposits, dirt, oils, road soils, soot and more. Turbo Red[®] Cleaner Concentrate can provide the proper cleaning solution for trash hauling, over-the-road, mining, construction, farming, commercial and oil refining equipment. Mixed with water, it provides a suitable cleaner for regular cleaning maintenance of floors, engines and more.

Turbo Red[®] Cleaner Concentrate is non-flammable and VOC compliant when diluted according to the following directions:

Product	Dilution Ratio	% <u>VOC</u> Content	California <u>VOC</u> compliant	OTC <u>VOC</u> Compliant (CO, CT, DC, DE, IL, IN, MA, ME, MD, MI, NH, NJ, NY, OH, PA, RI, UT, VA)
332	Straight	17	1:35	1:4.5
PREMIX	10:55	3.1	1:6.25	No further dilution required

When diluting Turbo Red[®] Cleaner Concentrate, ALWAYS add this product slowly to water—do not add water to product.

TYPICAL PROPERTIES

Specific Gravity 60°F/15°C	1.024
pH	12-13
Appearance	Light red liquid
Odor	Sweet
Total VOC's (% wt)	<10.0

NOTE: This concentrated product must be diluted as directed prior to use. Please follow local, applicable VOC regulations for use. Moderate and preventative cleaning applications allow Turbo Red® Cleaner Concentrate to be diluted as a PREMIX and then diluted again with more water at the appropriate application rates.

Application	Dilution Ratio	Special Instructions
Locomotives	Hot Water High Pressure Washer 1:10 **	Stubborn soils may require scrubbing with brushes
Pre-treat for corrective cleaning	Pretreat with Low Pressure Application or Foamer 1:6 to 1:8**	Allow 1-2 minutes contact time before removing soils
Refuse Trucks	Hot Water High Pressure Washer 1:32 PREMIX	Stubborn soils may require scrubbing with brushes
Over-the-Road trucks	Hot Water High Pressure Washer, meter at 1:32 with PREMIX solution	Back of tractors, front of trailers, rear door--use brush
Pre-soak to remove bugs	1:10 with PREMIX	
Mining & Construction	Hot Water High Pressure Washer, meter at 1:20 to 1:32 PREMIX	Stubborn soils may require scrubbing with brushes
Pre-treat for corrective cleaning	Foamer, Low Pressure applicator or Pump up sprayer 1:10**	Allow 1-2 minutes contact time before rinsing with Hot Water High Pressure Washer
Oil & Refining Equipment	Hot Water High Pressure Washer, meter at 1:20 to 1:32 PREMIX	Stubborn soils may require scrubbing with brushes
Pre-treat for corrective cleaning	Foamer, Low Pressure applicator or Pump up sprayer 1:10**	Allow 1-2 minutes contact time before rinsing with Hot Water High Pressure Washer
Rental Equipment: aerial work platforms, scaffolding, ladders, forklifts, generators, trenching equipment, etc.	Hot Water High Pressure Washer, meter at 1:20 to 1:32 with PREMIX	Stubborn soils may require scrubbing with brushes
Engines	Foamer, Low Pressure applicator or Pump up sprayer 1:10 with PREMIX	Allow 1-2 minutes contact time before rinsing with Hot Water High Pressure Washer
Uncoated Flooring (Concrete): for corrective cleaning of oils, heavy accumulation of grease and fuel spills	Foamer, Low Pressure applicator or Pump up sprayer 1:10 with PREMIX	Allow 2-3 minutes contact time. Scrub with stiff bristle push broom before rinsing with Hot Water High Pressure Washer.*
Coated Flooring: general purpose cleaning	Mop or Automatic Floor Scrubber 1:64 to 1:128 with PREMIX	Allow 2-3 minutes of contact time if needed.
general purpose concrete cleaning	1:10 to 1:20 with PREMIX	Allow 2-3 minutes contact time. Scrub with stiff bristle push broom or automatic floor scrubber.

**Reduction of surface tension will result in imbedded soils 'wicking' to surface. Second application may be required to remove soils.*

***UNDILUTED product does not meet California CARB VOC content of 0.5% at this ratio. Product must be diluted 1:35 to be compliant*

NOTE: This concentrated product must be diluted as directed prior to use. Please follow local, applicable VOC regulations for use. Moderate and preventative cleaning applications allow Turbo Red® Cleaner Concentrate to be diluted as a PREMIX and then diluted again with more water at the appropriate application rates.

To Clean Diesel Particulate Filters

Application	Dilution Ratio	Special Instructions
Diesel Particulate Filter Cleaning	Hot Water Bath of 30 gallons 1:15**, Let soak for at least 1 hour, Do Not use High Pressure Washer	Rinse DPF after bath with water (Do Not use High Pressure Washer), let air dry, dispose of bath water in accordance with local, state, and federal EPA guidelines





For California Residents:

Application	Dilution Ratio	Special Instructions
Diesel Particulate Filter Cleaning	Hot Water Bath of 30 gallons 1:20**, Let soak for at least 1 hour, Do Not use High Pressure Washer	Rinse DPF after bath with water (Do Not use High Pressure Washer), let air dry, collect used DPF bath water, call local hazardous waste management company to dispose of waste DPF bath water in accordance with local, state, and federal EPA guidelines

****UNDILUTED** product does not meet California CARB VOC content of 0.5% at this ratio. Product must be diluted 1:35 to be compliant

Detailed DPF Cleaning procedure included on the next page

DPF Procedure

#	Details	Image
1	Add Schaeffer's Turbo Red Cleaner to hot water (90-110 F) according to desired ratio in a 55 gallon open top drum.	
2	Place the DPF(s) into the water/Turbo Red mix and let soak for 2 hours. Agitation and heat helps this time to be more effective at breaking down the ash and soot deposits.	
3	Remove the DPF from the bath and place discharge side down. Using typical tap pressure perform a quick rinse (2 minutes). Warning: Use of high pressure water can result in damage to the cells.	
4	Flip the DPF over (discharge side up) and perform a thorough flush of the loosened up ash (20 minutes or water comes out clean).	
5	Dry out (pick one) <ul style="list-style-type: none"> • Air dry overnight, install on vehicle and idle for 1 hour OR • Use compressed air, install on vehicle idle for 1 hour OR • Bake in oven, install on vehicle 	